





REF: # 12123

TORRE PACHECO (SANTA ROSALIA LAKE AND LIFE RESORT)



INFO

:	820.000 €
:	
:	Torre Pacheco (Santa Rosalia Lake and Life Resort)
:	3
:	3
(m2):	284
(m2):	406
(m2):	143
:	
:	-
:	-



NEW BUILD VILLAS IN PRIVATE GATED RESORT IN PROVINCE OF MURCIA New Build villas in private gated resort in the Murcia region, surrounded by excellent golf courses and just 10 minutes from the sandy beaches of the Mar Menor Sea. This exclusive project consists of 4 independent villas with 3 bedrooms and 3 bathrooms on one floor, with private swimming pool 3 x 7, open plan basement with light and ventilation through an English patio and large solarium on a plot of 400 m2 approx. The properties have fully equipped kitchens and bathrooms and pre-installation of air conditioning ducts. Located in a private gated resort, with a main access entrance and 24 hours security. The resort is designed around an impressive 126.000 m2 green area. It comprises walking and cycling paths, sport facilities, paddle and tennis courts, a mini-golf course, gardens, dog parks, leisure areas, clubhouse.... Also in the central area is the jewel of the resort, a crystal-clear artificial lake of almost 17.000m2 of water surface, surrounded by white sandy beaches and palm trees, bringing a piece of the Caribbean to the Murcia Region. There are 2 islands in the lake, one of them has its own bar, there are

also “beach Chiringuitos” spread around the lake. The resort is strategically located less than 4 km from the beach and the town of Los Alcázares, where you can practice various water sports, surrounded by several golf courses and the city of Cartagena less than 15 minutes by car and 22 km from Murcia airport, therefore having a wide cultural, gastronomic and sports offer within reach.




•

•













01 MASTERPLAN PLANTA BAJA

1	2	3	4
SUP. PARCELA PLOT AREA	SUP. PARCELA PLOT AREA	SUP. PARCELA PLOT AREA	SUP. PARCELA PLOT AREA
384,50 m ²	406,69 m ²	413,29 m ²	397,52 m ²
SUP. CONSTRUIDA BUILT AREA	SUP. CONSTRUIDA BUILT AREA	SUP. CONSTRUIDA BUILT AREA	SUP. CONSTRUIDA BUILT AREA
140,08 m ²	140,08 m ²	140,08 m ²	140,08 m ²
SUP. CONSTR. SOTANO BASEMENT BUILT AREA	SUP. CONSTR. SOTANO BASEMENT BUILT AREA	SUP. CONSTR. SOTANO BASEMENT BUILT AREA	SUP. CONSTR. SOTANO BASEMENT BUILT AREA
117,84 m ²	144,07 m ²	144,07 m ²	144,07 m ²



"OUR EXPERIENCE IS YOUR GUARANTEE"